

The following print guide has been prepared for your graphic designer, however should you not have a graphic designer, Flashbay is happy to lay out your artwork and/or text which you can email to your Flashbay account manager. Having submitted your artwork to Flashbay, you will receive a virtual PDF for your review. We can make modifications thereafter as requested.

Screen Printing

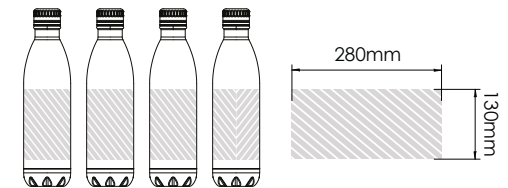
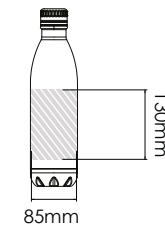
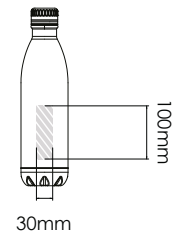
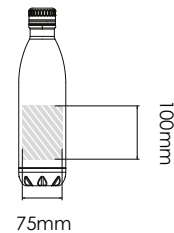
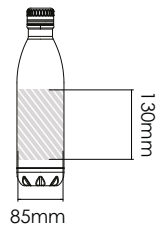
Laser Engraving

Individual Naming

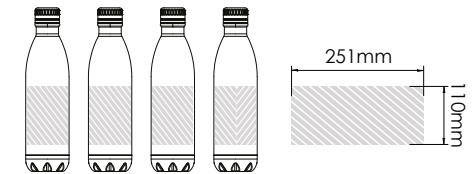
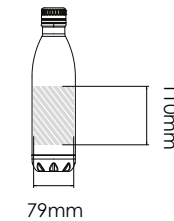
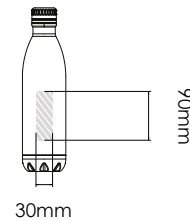
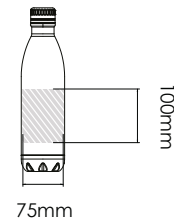
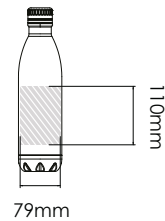
Photo Printing

Full Wrap Print


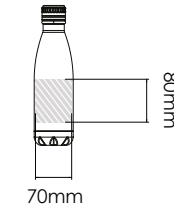
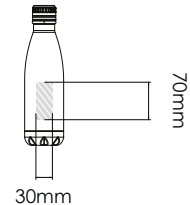
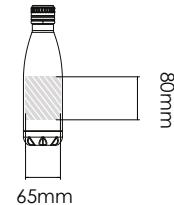
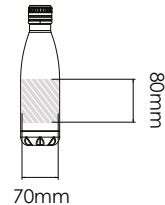
Nova Pure 1000



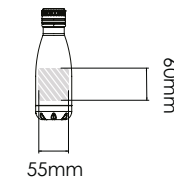
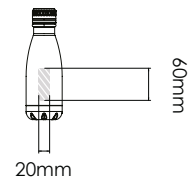
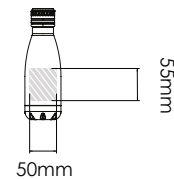
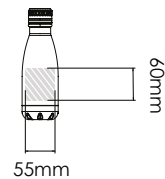
Nova Pure 750



Nova Pure 500



Nova Pure 260



Branding Area designated by 

Printing

specification:

- ▶ CMYK colour mode
- ▶ Vector files preferably
- ▶ 300dpi for rasters